

**NOT MEASUREMENT
SENSITIVE**

MIL-STD-130L

10 October 2003

SUPERSEDING

MIL-STD-130K

15 January 2000

**DEPARTMENT OF DEFENSE
STANDARD PRACTICE
IDENTIFICATION MARKING OF
U.S. MILITARY PROPERTY**



AMSC N/A

AREA SESS

DISTRIBUTION STATEMENT A. Approved for public release, distribution is unlimited.

MIL-STD-130L

FOREWORD

FOREWORD

1. This standard is approved for use by all Departments and Agencies of the Department of Defense (DoD).
2. This issue of MIL-STD-130 provides increased insight and guidance for the implementation of machine-readable information (MRI) processes for item identification marking. Based solely on non-Government standards, MRI provides a valuable tool for asset management from acquisition through manufacture to logistics. However, application of human-readable (HRI) item identification marking is still necessary for many end users of the identified item. Finding the most effective use of both, either singly or in combination, is the prime responsibility of the acquiring activity.
3. This standard provides the criteria by which product designers develop specific item identification marking requirements. Product designers must include in product definition data specific requirements as to marking content, size, location, and application process. Simply stating in the product definition data that the marking be in accordance with this standard is not sufficient for initial manufacture and subsequent production of replenishment spare items.
4. Definitions provided in Section 3 and used throughout this standard are oriented primarily towards the product designer's use of prevailing engineering documentation terminology. Some conflict with terminology applied throughout the Automatic Information Technology disciplines may occur. Every effort has been made to ascertain potential conflicts and provide clear definitions for application in this standard and to cite the published source of existing definitions used.
5. Acquiring activities must also properly apply this standard in their contractual instruments. As with product designers, simply stating that items produced under a contract shall be marked per MIL-STD-130 is not sufficient. They must clearly state that item identification marking is required and that development of specific item marking requirements be based on the criteria provided in this standard.
6. Comments, suggestion, or questions on this document should be addressed to: MSG/MMF, 4375 Chidlaw Rd., Bldg 262, Rm S008, Wright-Patterson AFB OH 45433-5006, or email to AFCCode16@wpafb.af.mil. Since contact information can change, you may want to verify the currency of this address information using the ASSIST Online database at www.dodssp.daps.mil.

MIL-STD-130L

<u>PARAGRAPH</u>	<u>CONTENTS</u>	<u>PAGE</u>
1.	SCOPE	1
1.1	Scope.....	1
1.2	Application exclusions.....	1
1.3	Application and tailoring.....	2
2.	APPLICABLE DOCUMENTS	2
2.1	General.....	2
2.2	Government Documents.....	2
2.2.1	Specifications, standards, and handbooks	2
2.2.2	Other Government documents, drawings, and publications	3
2.3	Non-Government publications.....	3
2.4	Order of precedence.....	4
3.	DEFINITIONS.....	4
3.1	Acronyms used in this standard	4
3.2	Acquisition instrument identification number.....	5
3.3	Activity identifier.....	5
3.4	Altered, selected, or source control items.....	6
3.5	Assembly	6
3.6	Commercial and Government Entity (CAGE) code.....	6
3.7	Commercial item	6
3.8	Configuration Item (CI).....	6
3.9	Controlled Cryptographic Items (CCI).....	6
3.10	Data Universal Numbering System (D-U-N-S).....	6
3.11	Design Activity.....	6
3.11.1	Current Design Activity (CDA).....	6
3.11.2	Design Activity Identification (DAI).....	6
3.11.3	Original Design Activity (ODA).....	6
3.12	Document	6
3.13	Electrostatic Discharge Sensitive (ESDS) Items.....	7
3.14	Enterprise Identifier (EID)	7
3.15	Human-readable information (HRI) marking.....	7
3.16	Group	7
3.17	Item	7
3.18	Item identification	7
3.19	Lot Number (LOT).....	7
3.20	Machine-readable information (MRI) marking	7
3.21	Manufacturer (MFR).....	8
3.22	Manufacturer's identification	8
3.23	National stock number (NSN).....	8
3.24	NATO Commercial and Government Entity (NCAGE) Code.....	8
3.25	Nomenclature	8

MIL-STD-130L

<u>PARAGRAPH</u>	<u>CONTENTS</u>	<u>PAGE</u>
3.26	Part	8
3.27	Part or Identifying number (PIN)	8
3.28	Registration number.....	8
3.29	Reparable	8
3.30	Serial number.....	8
3.31	Set.....	8
3.32	Special characteristics	9
3.33	Specification data	9
3.34	Subassembly.....	9
3.35	Unique Identification (UID).....	9
3.36	Unit.....	9
3.37	U.S.....	9
3.38	U.S. military property.....	9
3.39	Warranty	9
4.	GENERAL REQUIREMENTS	9
4.1	Methods of applying	9
4.2	Location, size, and content	10
4.2.1	Serialized items.....	10
4.2.2	non-serialized items.....	10
4.2.3	Delineation of marking requirements.....	10
4.3	Machine-readable information (MRI) marking protocol	10
4.3.1	Air Transport Association (ATA).....	10
4.3.2	Automotive Industry Action Group (AIAG).....	10
4.3.3	Electronic Industry Alliance (EIA) and Telecommunications Industry Forum TCIF)	10
4.3.4	EAN International Uniform Code Council (EAN.UCC)	10
4.3.5	National Aeronautics and Space Administration (NASA)	11
4.3.6	Other	11
4.4	MRI marking quality standards.....	11
4.4.1	Linear Bar Codes.....	11
4.4.2	Data Matrix ECC 200 Symbols	11
4.4.2.1	Dot peen, laser and electro-chem etching markings.....	11
4.4.2.2	Printing.....	11
4.5	Permanency and legibility.....	11
4.6	Identification tags	12
4.7	Deleterious effect.....	12
4.8	Altered or selected items.....	12
4.8.1	UID applicable items.....	12
4.8.2	Non-UID applicable items	12
4.9	Abbreviated information.....	12
4.10	Unknown identification information.....	12

MIL-STD-130L

4.11	Information not required.....	12
4.12	Type of lettering	12
<u>PARAGRAPH</u>	<u>CONTENTS</u>	<u>PAGE</u>
4.13	Variable marking information.....	13
4.14	Source control items	13
4.15	U.S. marking to indicate Government ownership	13
4.16	Vendor item control items	13
5.	DETAILED REQUIREMENTS	13
5.1	General.....	13
5.1.1	Information content	13
5.1.2	Exemptions.....	13
5.2	Parts.....	14
5.2.1	Machine-readable information (MRI) marking	14
5.2.1.1	Minimum information content	14
5.2.1.2	Controlled items	14
5.2.2	Human-readable information (HRI) marking.....	14
5.2.2.1	Marking when the manufacturer is the design activity	14
5.2.2.2	Marking items acquired from manufacturers other than the design activity	14
5.2.2.3	Marking in licensee-licensor agreement.....	15
5.2.2.4	Marking items acquired from, but not manufactured by, the design activity.....	15
5.3	Subassemblies and assemblies which do not require identification plates	15
5.3.1	Marking information	15
5.4	Unit, group, sets, and other items.....	15
5.4.1	Marking information on units.....	15
5.4.2	Marking information on groups and set.....	16
5.4.3	Marking information on other items of military property.....	16
5.5	Maintenance actions.....	16
5.6	Items identified by military or industry association specifications and standards ..	17
5.7	Warranted items	17
5.8	Security classification.....	17
5.9	Electrostatic Discharge Sensitive (ESDS) items.....	17
6.	NOTES	17
6.1	Intended use	17
6.2	Tailoring for MRI marking requirements	17
6.3	Subject term (key word) listing	18
6.4	Changes from previous issue.....	18
6.4.1	Unique Identification (UID).....	18
6.4.2	MRI marking guidance.	18
6.4.3	Identifiers	18
6.4.4	ESDS symbol	19

MIL-STD-130L

<u>TABLES</u>	<u>CONTENTS</u>	<u>PAGE</u>
1	Marking methods.....	20
2	Criteria in selection of marking methods	21
3	Unique Identification (UID) Constructs.....	22

<u>FIGURES</u>	<u>CONTENTS</u>	<u>PAGE</u>
1	Example of identification plate	23
2.a	Example of Label with Linear and Data Matrix Using Construct #1 for New Item	24
2.b	Example of Label with Linear and Data Matrix Using Construct #1 for Modified Item.....	24
2.c	Example of Label with Linear and Data Matrix Using Construct #2 for New Item	25
2.d	Example of Label with Linear and Data Matrix Using Construct #2 for Modified Item.....	25
3	Example of AIAG B-4 Label	26
4	Example of EIA Label.....	26
5	Example of EAN.UCC Label.....	27
6	Example of Label with Data Matrix and Human Readable Text Using Text Element Identifiers	27
7	Example of MRI marking for identification plate.....	28
8	Example of warranty markings.....	29
9	Electrostatic Discharge (ESD) sensitive identification	30

MIL-STD-130L

1. SCOPE

1.1 Scope. This standard provides the item marking criteria for development of specific marking requirements and methods for identification of items of military property produced, stocked, stored, and issued by or for the Department of Defense. This standard addresses criteria and data content for both human-readable information (HRI) and machine-readable information (MRI) applications of item identification marking.

1.2 Application exclusions. Military items covered by the following documents are excluded from the provisions of this standard unless otherwise specified in detail specifications, standards, or contracts.

SPECIFICATIONS

DEPARTMENT OF DEFENSE

MIL-PRF-1	Electron Tubes, General Specification for.
MIL-B-18	Battery, Non-Rechargeable, Dry (<u>Inactive for new design</u>)
MIL-L-15040	Label, Garment (Woven, Rayon)
MIL-PRF-19500	Semiconductor Devices, General Specifications for
MIL-DTL-32075	Label: For Clothing, Equipage, and Tentage, (General Use)
MIL-PRF-38534	Hybrid Microcircuits, General Specification for
MIL-PRF-38535	Integrated Circuits (Microcircuits) Manufacturing, General Specification for
MIL-R-81128	Rocket Motors, Identification of Parts and Assemblies, Requirements for

STANDARDS

DEPARTMENT OF DEFENSE

MIL-STD-709	Ammunition Color Coding
MIL-STD-792	Identification Marking Requirements For Special Purpose Components
MIL-STD-1168	Ammunition Lot Numbering
MIL-STD-1285	Marking of Electrical and Electronic Parts
MIL-STD-13231	Marking of Electronic Items

INDUSTRY

SAE-AMS 2806	Identification; Bars, Wire, Mechanical Tubing, and Extrusions; Carbon and Alloy Steels and Corrosion and Heat Resistant Steels and Alloys
SAE-AMS 2807	Identification; Carbon and Low-Alloy Steels, Corrosion and Heat Resistant Steels and Alloys; Sheet, Strip, Plate, and Aircraft Tubing
SAE-AMS-STD-184	Identification Marking of Aluminum, Magnesium, and Titanium
SAE-AMS-STD-185	Identification Marking of Copper and Copper Base Alloy Mill Products

MIL-STD-130L

SAE-ARP6002	Hose, Standard, Marking, Aircraft
ASTM B660	Standard Practices for Packaging/Packing of Aluminum and Magnesium Products (DoD adopted)
ASTM B666	Standard Practice for Identification Marking of Aluminum and Magnesium Products. (DoD adopted)

1.3 Application and tailoring. Evaluation by the acquiring activity of the requirements (sections, paragraphs, or sentences) in this standard is essential to determine the extent to which each requirement can be tailored and placed on contract in order to impose only the minimum essential needs of the Government.

2. APPLICABLE DOCUMENTS

2.1 General. The documents listed in this section are specified in sections 3, 4, and 5 of this standard. This section does not include documents cited in other sections of this standard or recommended for additional information or as examples. While every effort has been made to ensure the completeness of this list, document users are cautioned that they must meet all specified requirements cited in sections 3, 4, and 5 of this standard, whether or not they are listed.

2.2 Government documents.

2.2.1 Specifications, standards, and handbooks. The following specifications, standards, and handbooks form a part of this document to the extent specified herein. Unless otherwise specified, the issues of these documents are those cited in the solicitation or contract.

SPECIFICATIONS

FEDERAL

A-A-208	Ink, Marking, Stencil, Opaque (Porous and Nonporous Surfaces)
A-A-56032	Ink, Marking, Epoxy Base

DEPARTMENT OF DEFENSE

MIL-DTL-15024	Plates, Tags and Bands for Identification of Equipment
MIL-DTL-31000	Technical Data Packages

STANDARDS

DEPARTMENT OF DEFENSE

MIL-STD-1686	Electrostatic Discharge Control Program for Protection of Electrical and Electronic Parts, Assemblies and Equipment (Excluding Electrically Initiated Explosive Devices)
--------------	--

HANDBOOKS

DEPARTMENT OF DEFENSE

MIL-HDBK-263	Electrostatic Discharge Control Handbook for Protection of Electrical and Electronic Parts, Assemblies and Equipment (Excluding Electrically Initiated Explosive Devices) (Metric)
MIL-HDBK-505	Definitions of Item Levels, Item Exchangeability, Models, and Related Items

MIL-STD-130L

MIL-HDBK-1812 Type Designation, Assignment and Method of Obtaining.
(Copies of these documents are available online at <http://assist.daps.dla.mil/quicksearch/> or www.dsp.dla.mil or from the Standardization Document Order Desk, 700 Robbins Avenue, Building 4D, Philadelphia, PA 19111-5094.)

2.2.2 Other Government documents, drawings, and publications. The following other Government documents, drawings, and publications form a part of this document to the extent specified herein. Unless otherwise specified, the issues are those cited in the solicitation or contract.

OFFICE OF THE UNDER SECRETARY OF DEFENSE

Department of Defense Unique Identification (UID) Policy Memo

Department of Defense Guide to Uniquely Identifying Items

(Copies of these documents are available on line at <http://www.acq.osd.mil/uid/policy.html> or from the Office of the Under Secretary of Defense, 3000 Defense Pentagon, Washington, DC 20301-3000)

NATIONAL AERONAUTICS AND SPACE ADMINISTRATION

NASA-STD-6002 Applying Data Matrix Identification Symbols on Aerospace Parts

NASA-HDBK-6003 Application of Data Matrix Identification Symbols to Aerospace Parts Using Direct Marking Methods/Techniques

(Copies of these documents are available on line at <http://standards.nasa.gov> or from USAInfo, 1092 Laskin Road, Virginia Beach, Virginia, 23451).

DEFENSE LOGISTICS INFORMATION SERVICE

DoD 4100.39-M Federal Logistics Information System (FLIS) Procedures Manual

(Copies of this document are available from the Defense Logistics Information Service (DLIS), 74 Washington Ave. N, Ste 7, Battle Creek, MI 49017-3084 or www.dlis.dla.mil.)

NATIONAL INDUSTRIAL SECURITY PROGRAM

DOD 5220.22-M National Industrial Security Program Operating Manual

(Copies of this document is available online at <http://www.dtic.mil/whs/directives/> or from the Superintendent of Documents, U. S. Government Printing Office, Washington, DC 20402-0001.)

2.3 Non-Government publications. The following document(s) form a part of this document to the extent specified herein. Unless otherwise specified, the issues of documents are those cited in the solicitation or contract.

AIR TRANSPORT ASSOCIATION OF AMERICA

ATA SPEC 2000 Chapter 9 – Automated Identification and Data Capture

(Copies are available from Air Transport Association of America, Inc., Distribution Center, PO Box 511, Annapolis Junction, MD 20701, or <http://www.airlines.org>)

AMERICAN SOCIETY OF MECHANICAL ENGINEERS (ASME)

ASME Y14.24 - Types and Applications of Engineering Drawings (DoD adopted)

ASME Y14.100 - Engineering Drawing Practices

(Copies are available from ASME Information Central Orders/Inquiries, P.O. Box 2300, Fairfield, NJ 07007-2300 or www.asme.org.)

MIL-STD-130L

AUTOMOTIVE INDUSTRY ACTION GROUP

AIAG B-4 Parts Identification and Tracking Application Standard

(Copies of this document are available from Automotive Industry Action Group, Dept 77839, P.O. Box 77000, Detroit, MI 48277-0839, or <http://www.aiag.org/>.)

EAN INTERNATIONAL UNIFORM CODE COUNCIL

EAN.UCC General EAN.UCC Specifications

(Copies of this document are available from Uniform Code Council, 7887 Washington Village Dr., Dayton, OH 45459-8605, or <http://www.uc-council.org/>.)

ELECTRONIC INDUSTRIES ALLIANCE

EIA 649 National Consensus Standard for Configuration Management

EIA 706 Component Marking Standard

EIA 802 Product Marking Standard

(Copies of these documents are available from Electronic Industries Alliance (EIA), 2500 Wilson Blvd., Arlington, VA 22201, <http://www.eia.org/>.)

INTERNATIONAL ORGANIZATION FOR STANDARDIZATION / INTERNATIONAL ELECTROTECHNICAL COMMISSION

ISO/IEC 15416 Bar Code Print Quality Test Specification - Linear symbols

ISO/IEC 15417 Bar Code Symbology Specification - Code 128

ISO/IEC 15418 EAN/UCC Application Identifiers and Fact Data Identifiers and Maintenance

ISO/IEC 15426-1 Bar Code Verifier Conformance Specification – Part I: Linear

ISO/IEC 15434 Transfer Syntax for High Capacity ADC Media

ISO/IEC 16022 Information Technology – International Symbology Specification – Data Matrix

ISO/IEC 16388 Bar Code Symbology Specification - Code 39

(Copies of these documents are available from American National Standards Institute (ANSI), 25 West 43rd Street, 4th floor, New York, NY 10036, or <http://webstore.ansi.org/ansidocstore/>.)

SAE INTERNATIONAL

SAE AS9132 Data Matrix (2d) Coding Quality Requirements for Parts Marking

(Copies of this documents are available from SAE International, 400 Commonwealth Drive, Warrendale, PA 15096-0001 or <http://www.sae.org/servlets/index>)

2.4 Order of precedence. In the event of a conflict between the text of this document and the references cited herein, the text of this document takes precedence. Nothing in this document, however, supersedes applicable laws and regulations unless a specific exemption has been obtained.

3. DEFINITIONS

3.1 Acronyms used in this standard. The acronyms used in this standard are as follows:

MIL-STD-130L

a.	AIAG	-	Automotive Industry Action Group
b.	AIT	-	Automatic Identification Technology
c.	ASME	-	American Society of Mechanical Engineers
d.	CAGE	-	Commercial and Government Entity
e.	CCI	-	Controlled Cryptographic Items
f.	CDA	-	Current Design Activity
g.	CI	-	Configuration Item
h.	COTS	-	Commercial Off-The-Shelf
i.	DAI	-	Design Activity Identification
j.	DoD	-	Department of Defense
k.	DoDCP	-	Department of Defense Control Point
l.	D-U-N-S	-	Data Universal Numbering System (Dun & Bradstreet)
m.	EAN.UCC	-	EAN International.Uniform Code Council
n.	EIA	-	Electronic Industries Alliance
o.	EID	-	Enterprise Identifier
p.	ESDS	-	Electrostatic Discharge Sensitive
q.	HRI	-	Human-Readable Information
r.	IF	-	Intermediate Frequency
s.	ISO/IEC	-	International Organization for Standardization / International Electrotechnical Commission
t.	MRI	-	Machine-Readable Information
u.	MFR	-	Manufacturer
v.	NATO	-	North Atlantic Treaty Organization
w.	NCAGE	-	NATO Commercial and Government Entity
x.	NSN	-	National Stock Number
y.	ODA	-	Original Design Activity
z.	OTS	-	Off-The-Shelf
aa.	PIN	-	Part or Identifying Number
ab.	SER	-	Serial Number (alt. S/N, SERNO)
ac.	SOCN	-	Source Control Notation
ad.	SE	-	Support Equipment
ae.	TCIF	-	Telecommunications Industry Forum
af.	UID	-	Unique Identification
ag.	VICD	-	Vendor Item Control Drawing

3.2 Acquisition instrument identification number. The Government acquiring activity's contract or purchase order number. When an order shows both a contract number and a purchase order number, the number used is determined by the acquiring activity.

3.3 Activity identifier. A unique identifier used to distinguish one activity or organization from another activity or organization. Examples of activity identifiers include CAGE, NCAGE,

D-U-N-S, EAN.UCC.

3.4 Altered, selected, or source control items. Items depicted on altered item, selected item, or source control drawings in accordance with the definitions and requirements contained in ASME Y14.24.

3.5 Assembly. A number of parts or subassemblies or combination thereof, that are joined together to perform a specific function and subject to disassembly without degradation of any of the parts. (e.g., power shovel-front, fan assembly, audio-frequency amplifier.) (see ASME Y14.100)

3.6 Commercial and Government Entity (CAGE) Code. A five-position alphanumeric code with a numeric in the first and last positions (e.g. 27340, 2A345, 2AA45, or 2AAA5), assigned to United States and Canadian organizations which manufacture and/or control the design of items supplied to a Government Military or Civil Agency or assigned to United States and foreign organizations, primarily for identifying contractors in the mechanical interchange of data. (see DoD 4100.39-M Volume 7)

3.7 Commercial item. A product, material, component, sub-system, or system sold or traded to the general public in the course of normal business operations at prices based on established catalog or market prices. (see MIL-DTL-31000) The items are also referred to as commercial off-the-shelf (COTS or OTS) products or commercial products.

3.8 Configuration Item (CI). A Configuration Item is an aggregation of hardware, firmware, or software that satisfies an end use function and is designated by the Government for configuration management.

3.9 Controlled Cryptographic Items (CCI). Cryptographic items which have been declassified.

3.10 Data Universal Numbering System (D-U-N-S). A nine-digit number, assigned by Dun & Bradstreet to each business location in their global database, widely used as a tool for identifying, organizing and consolidating information about businesses.

3.11 Design Activity. An organization that has, or has had, responsibility for the design of an item. (see ASME Y14.100)

3.11.1 Current Design Activity (CDA). The design activity currently responsible for the design of an item. This may be the original design activity or a design activity to which the design responsibility has been transferred. (see ASME Y14.100)

3.11.2 Design Activity Identification (DAI). A unique identifier that distinguishes an activity or organization from another activity or organization. Examples of activity identification include activity name, activity name and address, or CAGE Code. (see ASME Y14.100) Other examples include D-U-N-S, and EAN.UCC.

3.11.3 Original Design Activity (ODA). The design activity originally responsible for the design and identification of an item whose drawing number and activity identification is shown in the title block of the drawings and associated documents. (see ASME Y14.100)

3.12 Document. A term applicable to the specifications, drawings, lists, standards,

pamphlets, reports, and printed, typewritten or other information, relating to the design, procurement, manufacture, testing, or acceptance inspection of items or services. (see ASME Y14.100)

3.13 Electrostatic Discharge Sensitive (ESDS) items. Electronic parts having sensitive characteristics (e.g., thin-layered internal composition) and delicate, miniaturized construction that are susceptible to damage or degradation, in various degrees, from environmental field forces (electrostatic, electromagnetic, magnetic, or radioactive). This susceptibility also extends to the standard electronic modules, printed circuit boards, printed wiring boards, and circuit card assemblies containing one or more of these sensitive electronic parts.

3.14 Enterprise Identifier (EID). An activity identifier code assigned to the entity that is responsible for assigning the unique identifier to an item. Enterprise identifier codes are uniquely assigned by a registration (or controlling) authority [e.g., Dun & Bradstreet's Data Universal Numbering System (D-U-N-S), Uniform Code Council (UCC)/European Article Number (EAN), Commercial and Government Entity (CAGE) Code, NATO CAGE (NCAGE) Code.

3.15 Human-readable information (HRI) marking. Clear text conveying required information, fully visible and readable without the use of interpretative devices. HRI marking may be used alone to convey required information or may supplement machine-readable information marking.

a. The information content requirements of HRI marking, used alone for unaided human interpretation, are defined in 5.2.2.

b. HRI marking to supplement or accompany machine-readable information marking is defined within the specific guidance for the machine-readable information marking protocol utilized. (see 4.3)

3.16 Group. A collection of units, assemblies or subassemblies which is a sub-division of a set or system, but which is not capable of performing a complete operational function. (Examples: antenna group, indicator group.)

3.17 Item. A non-specific term used to denote any unit or product including materials, parts, assemblies, equipment, accessories, and computer software. (see ASME Y14.100)

3.18 Item identification. The part, identifying number, or descriptive identifier for a specific item along with the original design activity identification. (see ASME Y14.100)

NOTE: Not applicable to vendor item controlled items (see 4.16).

3.19 Lot Number (LOT). The manufacturer's unique identity for a group of units of the same item that are processed, manufactured, or assembled under uniform conditions and are expected to function in a uniform manner. Lot Number, when linked with a DAI provides the permanent identification for a given group of items. The label "LOTNO" may be used with the lot number to avoid confusion with other identifiers and when marking space allows.

3.20 Machine-readable information (MRI) marking. A pattern of bars, squares, dots, or other specific shapes containing information interpretable through the use of equipment specifically designed for that purpose. The patterns may be visible or applied for infrared, ultra-violet, or other non-human visible reading capabilities including digital protocol applications. A

MIL-STD-130L

MRI marking may be supplemented with human-readable information marking, 2D symbol, or both, as currently used with a bar code marking per ISO/IEC 15417, ISO/IEC 16022, and ISO/IEC 16388.

3.21 Manufacturer (MFR). An individual, company, corporation, firm, or Government activity who:

- a. Controls the production of an item, or
- b. produces an item from crude or fabricated materials, or
- c. assembles materials or components, with or without modification, into more complex items.

3.22 Manufacturer's identification. The actual manufacturer's name and activity identifier (see 3.3) that identifies the place of manufacture.

3.23 National Stock Number (NSN). A number assigned to each item of supply that is purchased, stocked, or distributed within the Federal Government.

3.24 NATO Commercial and Government Entity (NCAGE) Code. A five position alphanumeric code requiring an alpha in either the first or last position (e.g., AA123, 3AAAA, AAAA3, K2345 or 2345K), assigned to organizations located in North Atlantic Treaty Organization (NATO) member nations (excluding U.S. and Canada) and other foreign countries which manufacture and/or control the design of items supplied to a Government Military Activity or Civil Agency. (Excerpted from: DoD 4100.39-M Volume 7)

3.25 Nomenclature. The combination of approved item name and military type designation as assigned by the DoDCP (see MIL-HDBK-1812).

3.26 Part. One item, or two or more items joined together, that is not normally subject to disassembly without destruction or impairment of designed use. (e.g., transistor, composition resistor, screw, transformer, and gear) (see ASME Y14.100)

3.27 Part or Identifying Number (PIN). The identifier assigned by the design activity or by the controlling nationally recognized standard that uniquely identifies (relative to that design activity) a specific item. (see ASME Y14.100).

3.28 Registration number. The number assigned by the Government to an individual unit of a group of items. The number indicates Government ownership, responsibility, and accountability (e.g., vehicle registration numbers).

3.29 Repairable. Having the capability of being repaired.

3.30 Serial number. An identifying number assigned sequentially by the manufacturer. In conjunction with a manufacturer's identification (CAGE Code, NCAGE Code, D-U-N-S, etc.), the serial number uniquely identifies a single item within a group of similar items. For HRI marking the prefix identifier "SER", "S/N", or "SERNO" or may be used with the serial number to avoid confusion with other identifiers and when marking space allows.

3.31 Set. A unit or units and necessary assemblies, subassemblies and parts connected or associated together to perform an operational function. (Examples: radio receiving set; sound

measuring set, which includes parts, assemblies and units such as cable, microphone and measuring instruments; radar homing set). Set is also used to denote a collection of like parts such as a tool set or a set of tires.

3.32 Special characteristics. The pertinent rating, operating characteristics, and other information necessary for identification of the item.

3.33 Specification data. Information such as specification number, type, grade, class, or other identifying data.

3.34 Subassembly. Two or more parts that form a portion of an assembly or a unit replaceable as a whole, but having a part or parts which are individually replaceable. (Examples: gun mount stand, window sash, recoil mechanism, floating piston, telephone dial, (IF) strip, mounting board with mounted parts, power shovel dipper stick.) (see MIL-HDBK-505)

3.35 Unique Identification (UID) (see 6.4.1). A combination of data elements for an item that is globally unique and unambiguous, to ensure data integrity and data quality throughout life, and to support multi-faceted business applications and users. Unique identifiers rely upon two methods of serialization: (1) Serialization within the enterprise (see Figures 2.a and 2.b), and (2) Serialization within the original part number of the enterprise (see Figures 2.c and 2.d).

3.36 Unit. An assembly or any combination of parts, subassemblies and assemblies mounted together, normally capable of independent operation in a variety of situations. (Examples: Hydraulic jack, electric motor, electronic power supply, internal combustion engine, electric generator, radio receiver.) This term replaces the term “component.” NOTE: The size of an item is a consideration in some cases. An electric motor for a clock may be considered a part because it is not normally subject to disassembly. (see MIL-HDBK-505)

3.37 U.S. The abbreviation used on items (e.g., vehicles and industrial production equipment) to denote Government ownership and to comply with public law or other Government regulations.

3.38 U.S. military property. Government owned property within DoD jurisdiction.

3.39 Warranty. The contractual agreement between the Government and the contractor relative to the nature, usefulness, or condition of the item(s) furnished under the contract. Warranty duration is expressed in terms of hours, days, months, number of operations, etc. Warranty markings give notice to a user whether the item(s) is subject to the warrant provisions.

4. GENERAL REQUIREMENTS

4.1 Methods of applying. The required marking shall be applied to an identification plate (see Figure 1); tag or label securely fastened to the item or shall be applied directly to the surface of the item and compatible with 4.2, 4.5, and 4.7. The design activity shall specify the actual method(s) to be used in applying markings. Recommended marking methods are shown in Table 1 with recommended selection criteria shown in Table 2.

- a. Marking materials creating hazardous conditions shall not be used.
- b. When items cannot be physically marked or tagged because of lack of marking space

MIL-STD-130L

(or because marking or tagging would have a deleterious effect), the detailed marking requirements specified in section 5 shall be applied to the container in addition to, or in combination with, the identification marking information specified in MIL-STD-129. When combining marking requirements with MIL-STD-129, the manner, method, form, and format of MIL-STD-129 shall be followed and the informational requirements of this standard shall be fulfilled.

4.2 Location, size, and content. Whenever practicable, the location of the marking on the item shall ensure its visibility during normal operational use of the item. Marking size shall satisfy the legibility requirements of 4.5.

4.2.1 Serialized items. Any item that is serialized shall include the minimum set of data elements necessary to provide unique identification (UID) (see 6.4.1). Methods of UID construction are determined by the manufacturer's serialization protocol (see Table 3).

a. Construct #1 – enterprise identifier and a serial number unique within the assigning activity (see figures 2.a and 2.b), or

b. Construct #2 – enterprise identifier, part number and a serial number unique within the product identified (see figures 2.c and 2.d)

4.2.2 Non-serialized items. Non-serialized items shall be marked with human or machine readable marking as specified on the contract or order and shall have the following minimum information content applied:

a. Applicable Enterprise Identifier

b. Original PIN

4.2.3 Delineation of marking requirements. All aspects of item identification marking shall be specified directly or by reference on the document delineating the item to be marked.

4.3 Machine-readable information (MRI) marking protocol. When MRI marking is specified in the contract or order, data encoding shall include the minimum set of data elements necessary to provide unique item identification (UID). The acquiring activity will specify one or more of the following protocol standards as applicable.

a. Syntax for high capacity media shall comply with ISO/IEC 15434. (NOTE: Linear bar code symbols do not require syntax.)

b. Semantics should comply with ISO/IEC 15418.

4.3.1 Air Transport Association (ATA). When specified in the contract or order, manufacturers that implement the ATA product marking standards shall mark military parts and components in accordance with:

a. For linear bar code symbols: ATA SPEC 2000.

b. For high capacity automatic data capture: ISO/IEC 15434 syntax with format 05 (AIs), format 06 (DIs) or with DoD assigned format DD (TEIs) (see 6.4.1).

4.3.2 Automotive Industry Action Group (AIAG). When specified in the contract or order, manufacturers that implement the AIAG standards shall mark military parts and components in accordance with the AIAG B-4 standard as applicable (see Figure 3).

4.3.3 Electronic Industries Alliance (EIA) and Telecommunications Industry Forum (TCIF). When specified in the contract or order, manufacturers that implement the EIA standards

shall mark military parts and components in accordance with the EIA 802 and 706 standards as applicable. Although other manufacturer codes are allowable under this standard, CAGE code identified with the appropriate Data Identifier is the recommended manufacturer ID. Multiple manufacturer IDs are allowable (see Figure 4).

4.3.4 EAN International.Uniform Code Council (EAN.UCC). When specified in the contract or order, manufacturers that implement the EAN.UCC standards shall mark military parts components in accordance with the EAN.UCC standards as applicable (see Figure 5).

4.3.5 National Aeronautics and Space Administration (NASA). NASA aerospace marking standards shall be implemented only on those DoD actions directly supporting NASA programs. When specified in the contract or order, manufacturers that implement the NASA aerospace marking standards shall mark parts and components in accordance with NASA-STD-6002 as applicable. Detailed how-to guidance for implementing NASA-STD-6002 requirements is provided in NASA-HDBK-6003.

4.3.6 Other. When MRI marking is specified in the contract or order, manufacturers that do not follow one of the established standards above shall mark military parts and components in accordance with the EIA 802 and 706 standards as specified in the contract or order.

NOTE: Submission of industry/association marking standards and conformance articles to be considered for certification and inclusion in this standard shall be made to the HQ DLA Logistics AIT Office at Chief, DoD Logistics AIT Office, DLA, 8725 John Kingman Road, STOP 6205, Ft. Belvoir, VA. 22060-6221.

4.4 MRI marking quality standards. Linear and 2D MRI symbology, when applied, shall be at least a “grade B” as delineated in ISO/IEC 15416 or ISO/IEC 16022 and maintain a minimum “grade C” quality over the service life of the item marked. ISO/IEC 15426, ISO/IEC 15426-1 and ISO/IEC 16022 provide specific conformance requirements and conformance testing criteria.

4.4.1 Linear Bar Codes. The narrow element dimension (X dimension) range should be from .0075 inch (0.19 mm) to 0.015 inch (0.38 mm). For Code 39 symbols per ISO/IEC 16388, the ratio of the wide element to the narrow element shall be within the range of 2.5:1 to 3.1:1.

4.4.2 Data Matrix Symbol. The symbol shall be ECC 200 from ISO/IEC 16022. Minimum cell sizes and quality levels shall be:

4.4.2.1 Dot peen, laser and electro-chem etching markings. See appropriate tables in SAE AS9132 for requirements. For dot peening the quality level shall be the 'acceptable' level as described in Annex C, SAE AS9132. An acceptable laser or electro-chem etching marking will be those marks which meet the requirements described in the appropriate requirements table. Module/cell size shall be no smaller than .005 in. (0.127mm) unless otherwise stipulated in the contract or purchase order. Module/cell sizes below .005 in. (0.127mm) may require special reading equipment but shall be no smaller than .003 in. (0.076mm).

4.4.2.2 Printing. Minimum cell size will be within a range of 0.0075 inch (0.19 mm) to 0.015 inch (0.38). For acceptance the symbol shall have a minimum print quality of B/05/660, where the minimum grade is B, measured with an aperture size of 0.127 mm (0.005) with a light source wave length of 660 nm + or - 10 nm. The methodology for measuring the print quality shall be as specified in ISO/IEC 16022.

MIL-STD-130L

4.5 Permanency and legibility. Direct identification marking and identification plates, tags, or labels used shall be as permanent as the normal life expectancy of the item and be capable of withstanding the environmental tests and cleaning procedures specified for the item to which it is affixed. Legibility shall be as required for ready human or machine readability as applicable. Information contained on identification plates shall be of a color that is in contrast to the color of the surface of the plate. Identification tag marking, when used, shall be permanent to the extent required for utilization of the item.

a. For the human readable information aspect of MRI, the recommended and minimum text character heights are:

	Character Height (Centimeters)	Character Height (Inches)	Character Height (Points)
Recommended	0.2 cm	0.08 in	5.76 pts
Minimum	0.125 cm	0.05 in	3.6 pts

4.6 Identification tags. Metal and stiff plastic identification tags, along with their provisions for being attached, shall have all burrs and sharp edges removed (see MIL-DTL-15024).

4.7 Deleterious effect. Marking of items shall be accomplished in a manner that will not adversely affect the life and utility of the item.

4.8 Altered or selected items (see 3.4). When an item is altered or selected, the PIN assigned by the design activity specifying the alteration or selection shall be used to identify the item.

4.8.1 UID applicable items (see 6.4.1). Alteration or selection of UID applicable items will not affect the original UID.

a. Construct #1 – The original PIN shall be removed or obliterated if this can be done without damage to the item. The altered or selected item PIN assigned shall replace the original PIN as described in Figures 2.a and 2.b

b. Construct #2 – The original PIN shall not be removed from the label. The altered or selected item PIN assigned shall be added as described in Figures 2.c and 2.d.

4.8.2 Non-UID applicable items. The original PIN shall be removed or obliterated, if this can be done without damage to the item, and replaced with the altered or selected item PIN.

4.9 Abbreviated information. When MRI marking requirements are specified in the contract or order, they shall be in accordance with 4.2. When size limitations, cost, adverse impacts, or other considerations preclude marking all applicable information on an item (i.e., some marking space does exist and the conditions of 4.1.b are not met), only the most essential information as specified or approved by the acquiring activity shall be included.

4.10 Unknown identification information. Where identification information is unavailable to a manufacturer at the time of fabrication, space shall be left for subsequent placement of this information.

4.11 Information not required. Special characteristics may be omitted from the identification plate, if the pertinent information is on a manufacturer's data plate on the item,

provided the manufacturer's plate meets the permanency and legibility requirements of this standard.

4.12 Type of lettering. Letters shall be capitals without serifs (sans-serifs) such as Arial, Futura, Gothic, or other sans-serifs font. Numerals shall be Arabic except when Roman numerals are used for type designation per applicable Government or industry specifications and standards. Characters generated by automation processes (e.g., interactive graphics systems or stencils) shall be permitted. Hand lettering shall be allowed on an exception basis only.

4.13 Variable marking information. When applicable (i.e., required by detail specification or in the acquisition document), the following information shall be marked on the item in addition to the detail requirements in section 5 herein:

- a. Specification data (see 3.33)
- b. Date of acceptance.
- c. Date of manufacture.
- d. Registration number (see 3.28).
- e. Weight and volume.
- f. Lot number (see 3.19).
- g. Technical manual number.
- h. Matched set identification.
- i. Additional data identified by contract.

4.14 Source control items. When marking source control items, they shall be marked with the design activity CAGE or NCAGE, the source control notation (SOCN), and the source control PIN; (example: 12345SOCN80678932). When specified by the acquiring activity, the item manufacturer shall be identified as described in 5.2.1.2. The vendor's identification and identifying number need not be removed.

4.15 U.S. marking to indicate Government ownership. The designation "U.S." shall be marked only when specified in the detail (commodity) specification, or in the acquisition document (see 5.4.1.f, 5.4.2.f, 5.4.3.h).

4.16 Vendor item control items. Items depicted on Vendor Item Control Drawings (VICD) shall be marked with the manufacturer's (vendor's) PIN preceded by the manufacturer's identification (see 3.22). The VICD number shall not be used to physically re-identify the item from the original design activity part number. In the event that a vendor item control item is a commercial off-the-shelf (COTS) item (see 3.7), refer to 5.1.2.a

NOTE: When the acquiring document cites a VICD number for the item being acquired, the manufacturer's (vendor's) PIN, prefixed with the manufacturer's CAGE or NCAGE, shall be used as the identifying number in lieu of the VICD number when marking of items to this standard is required by the acquiring document.

5. DETAILED REQUIREMENTS

5.1 General. Unless otherwise specified in the contract or order, human-readable marking shall be applied. When MRI marking is specified, the acquiring activity shall specify the type to

be used.

5.1.1 Information content. Full identification of the item(s) marked shall be contained in the marking applied, whether human or machine-readable. MRI structure shall conform to the type specified by the acquiring activity.

5.1.2 Exemptions. Unless otherwise specified by contract or order, the following exemptions apply:

a. COTS (see 3.7) items marked with commercial identification (firm name, logo, part number, etc.), and which present no identification difficulty may be exempt from additional marking requirements. This exemption extends to COTS items identified on a VICD.

b. Parts within an assembly, or a subassembly, that are not subject to removal, replacement, or repair.

c. When parts are deemed too small for application of complete marking in accordance with 5.2.1, a logo or other abbreviated marking shall be substituted for the DAI.

5.2 Parts

5.2.1 Machine-readable information (MRI) marking. The acquiring activity shall specify the type of MRI marking to be used and clarify minimum DoD required information content. Information content requirements not included in standard MRI protocols (see 4.3) shall be specified in the contract or order. The acquiring activity will make sure that the MRI protocol implemented is compatible with established DoD MRI system(s) identified for materiel management. Data Matrix, ECC 200 per ISO/IEC 16022, is the minimum requirement for MRI.

a. Optimum marking includes Data Matrix, linear symbols, and human-readable information.

b. Where space is limited, the linear symbol marking may be omitted (see Figure 6).

c. To accommodate severe space limitations, supplemental human readable information may also be omitted.

5.2.1.1 Minimum information content. Minimum information content shall be provided in the MRI marking to clearly identify the source of the marked item. This information shall be specified by the acquiring activity and includes, but is not limited to:

a. Applicable Enterprise Identifier (see 3.14)

b. Serial number (see 3.30) or other traceability number, when applicable

c. PIN (see 3.27)

5.2.1.2 Controlled items. Items controlled through application of serial number or other item tracking methodology shall be clearly identified (see 4.2).

5.2.2 Human-readable information (HRI) marking. When HRI part marking (see 3.15.a) is applied exclusive of MRI, parts shall be individually marked with applicable item identification information.

5.2.2.1 Marking when the manufacturer is the design activity. When the manufacturer is also the design activity for the part, the marking shall be arranged as follows:

a. When the manufacturer is the original design activity.

69806 - 1234567-101 --Original Design Activity PIN (see 3.27)

|_____ Original DAI (see 3.11.2)

b. When the manufacturer is the current design activity but is not the original design activity.

69806 - 1234567-101 -- Original Design Activity Item Identification (see 3.18)

CDA - 07873 -- Current Design Activity DAI (see 3.11.2)

5.2.2.2 Marking items acquired from manufacturers other than the design activity.

The notation (MFR), followed by the manufacturer's identification (see 3.22), shall be marked below the design activity's item identification (or near it if space does not permit). The markings shall be arranged as follows:

a. When the design activity is the original design activity.

69806 - 1234567-101 -- Original Design Activity Item Identification (see 3.18)

MFR - 20001 -- Manufacturer's identification (see 3.22)

b. When the design activity is not the original design activity.

69806 - 1234567-101 -- Original Design Activity Item Identification (see 3.18)

CDA - 07873 -- Current Design Activity DAI (see (3.11.2)

MFR - 20001 -- Manufacturer's identification (see 3.21)

ALTERNATE METHOD

69806 - 1234567-101 - Original Design Activity Item Identification (see 3.18)

CDA - 07873 MFR - 20001 -- Manufacturer's identification (see 3.22)

|_____ Current Design Activity DAI (see 3.11.2)

5.2.2.3 Marking in licensee-licensor agreement. In licensee-licensor agreement, the requirements of 5.2.1.2 shall apply to the licensee when manufacturing parts in accordance with the licensor's design.

5.2.2.4 Marking items acquired from, but not manufactured by, the design activity.

When the design activity uses subcontractors for the manufacture of an item, but retains full design control, quality assurance control, and full responsibility to the acquiring activity for the delivered product, the requirements of 5.2.1.1 apply. When any portion of design control, quality control, or delivered product warranty responsibility is delegated to such subcontractor, the requirements of 5.2.1.2 apply.

5.3 Subassemblies and assemblies that do not require identification plates.

5.3.1 Marking information. MRI marking is not applicable unless otherwise required in the contract or order (see 5.1.). Subassemblies and assemblies shall be individually marked with the information specified in 5.2.1.1 and 5.2.1.2 except that the notation "ASSY," shall be used in place of a dash (or slant) as follows:

69807ASSY7654321-101 - DAI, ASSY, and identifying PIN

When subassemblies and assemblies cannot be physically marked as specified, the information shall be marked on an identification tag and attached securely to the uninstalled subassemblies or assemblies furnished as spares.

5.4 Unit, group, sets, and other items. An item of military property consisting of one

piece, or two or more pieces joined together which are not normally subject to disassembly without destruction of the designed use or which are not normally disassembled (e.g., electric clock motor), shall be marked as a part (see 5.1.2.b). Manufacturer's identification (CAGE), serial number, and NSN shall be applied with MRI marking only when specified in the contract or order (reference figure 7).

5.4.1 Marking information on units. The following information shall be marked on units:

- a. Applicable Enterprise Identifier (see 3.14)
- b. Serial number (see 3.20) or other traceability number, when applicable
- c. PIN (see 3.27)
- d. Nomenclature (see 3.25)
- e. Acquisition instrument identification number (see 3.2)
- e. * Lot number (see 3.19)
- f. * U.S. (see 3.37 and 4.15).
- g. * Special characteristics (see 3.32).
- h. * NSN (see 3.23).

NOTE: Asterisk denotes when specified in the contract or purchase order.

5.4.2 Marking information on groups and sets. The following information shall be marked on groups and sets. Application of an identification plate is required only when specified by the acquiring activity.

- a. Applicable Enterprise Identifier (see 3.14)
- b. Serial number (see 3.20) or other traceability number, when applicable
- c. PIN (see 3.27)
- d. Nomenclature (see 3.25)
- e. Acquisition instrument identification number (see 3.2)
- e. * Lot number (see 3.19)
- f. * U.S. (see 3.37 and 4.15).
- g. * Special characteristics (see 3.32).
- h. * NSN (see 3.23).

NOTE: Asterisk denotes when specified in the contract or purchase order.

5.4.3 Marking information on other items of military property. The following information shall be marked on other items of military property. This covers items not previously defined:

- a. Applicable Enterprise Identifier (see 3.14)
- b. Serial number (see 3.20) or other traceability number, when applicable
- c. PIN (see 3.27)
- d. Nomenclature (see 3.25)
- e. Acquisition instrument identification number (see 3.2)
- e. * Lot number (see 3.19)
- f. * U.S. (see 3.37 and 4.15).
- g. * Special characteristics (see 3.32).
- h. * NSN (see 3.23).

NOTE: Asterisk denotes when specified in the contract or purchase order.

5.5 Maintenance actions. When specified in the contract, purchase, or repair order, original identification marking shall be supplemented with information identifying repair or overhaul actions. This information shall be applied in close proximity to and readable in the same manner as the original identification marking. Method of marking shall provide permanency and legibility (4.5) required of original identification marking. Supplemental information to be applied shall include as a minimum:

- a. Activity identifier (3.3) of the repair or overhaul facility.
- b. Date of repair or overhaul action.
- c. Applicable warranty extensions (3.39).
- d. Contract, purchase, or repair order number as specified by the issuing activity.

5.6 Items identified by military or industry association specifications and standards. Items identified by numbers derived from military specifications, military standards, or industry association standards (e.g., MS, NAS) shall be marked with the military or industry association identifying number (without the DAI), and the actual manufacturer's identification prefixed by "MFR" separate from the PIN (e.g., separate line). Otherwise, these items shall be marked as specified in 5.2, 5.3, or 5.4.

5.7 Warranted items. When specifically required by a contract statement of work or other contract clause, warranted items shall be marked in a conspicuous location to give notice that the item(s) are subject to warranty. The marking shall contain, as a minimum, the statement "WARRANTED ITEM" and the period or conditions of warranty (i.e., hours of operation, cycles of operation, time since manufactured, etc.) (see figure 8).

5.8 Security classification. When required by acquisition document, classified items shall be marked in a conspicuous manner to provide notice that the item(s) are subject to security restrictions. Classified marking shall be in accordance with DOD 5220.22-M.

5.9 Electrostatic Discharge Sensitive (ESDS) items.

- a. Electrical and electronic parts classified as sensitive to damage from electrostatic discharge in accordance with MIL-STD-1686 and MIL-HDBK-263 shall be marked with the ESDS symbol (see figure 9) (see 6.4.3).
- b. Assemblies containing ESDS parts shall be marked with the ESDS symbol. This symbol shall be so located as to be readily visible when the assembly is installed in its next higher assembly, if applicable. When the physical size of the assembly precludes direct marking of the ESDS symbol, the symbol shall be marked on an identification tag that shall be securely attached to the assembly. The ESDS unit pack shall be marked as specified in MIL-STD-129.
- c. Equipment enclosures containing ESDS parts or assemblies shall be marked with the ESDS symbol and an ESDS label (see figure 9). The symbol and caution note shall be located in such a position as to be readily visible to personnel prior to gaining access to the ESDS parts or assemblies. Where space permits, these markings shall be on the access door or cover of the equipment enclosure.

6. NOTES

(This section contains information of a general or explanatory nature that may be helpful, but is

not mandatory.)

6.1 Intended use. This standard provides the criteria for development of item identification marking requirements and methods for identification of items of military property produced, stocked, stored, and issued by or for the Department of Defense. This document is to be tailored by the acquiring activity.

6.2 Tailoring for MRI marking requirements. When MRI marking is required, it is vital that the acquiring activity specifies the type of marking to be provided. Bar Code marking per ANSI/AIM BC1, widely used within the Department of Defense, is generally considered the standard machine-readable code system. When specifying other systems, the acquiring activity must consider the application and user of the items marked, availability of code reading capabilities, and compatibility with potential future data and materiel management systems.

6.3 Subject term (key word) listing.

- Bar code
- CAGE code
- Control item
- Controlled cryptographic item
- Design activity
- Design activity identification (DAI)
- D-U-N-S
- Electrostatic Discharge Sensitive (ESDS)
- Human-readable information
- Identification plate
- Legibility
- Machine-readable information
- National Stock Number (NSN)
- NCAGE code
- Part or Identifying Number (PIN)
- Permanency
- Security
- Serial Number
- Unique Identification (UID)

6.4 Changes from previous issue. Marginal notations are not used in this revision to identify changes with respect to the previous issue due to the extent of the changes.

6.4.1 Unique Identification (UID). This revision implements Policy for Unique Identification (UID) of Items issued by the Office of the Under Secretary of Defense (Acquisition, Technology and Logistics). References to this policy memo and related implementation guide provide the user with significant insight for meeting requirements for UID, including the collaborative AIT solution for “DD” format code. The UID policy, with associated

guidance, is available at <http://www.acq.osd.mil/uid/policy.html> Due to the continually evolving nature of the associated guidance, users are cautioned to ascertain they have the most current version prior to implementation on solicitations and contracts.

6.4.2 MRI marking guidance. This revision expands coverage of machine-readable protocol guidance. However, this increased coverage is not intended to promote the application of MRI marking, or to reduce the application of traditional HRI marking. It is the responsibility of the user to determine the appropriate use of each according to the needs of the items being marked and applicable acquisition, operational, and logistics requirements.

6.4.3 Identifiers. Recognition is extended in this revision to the increasing use of D-U-N-S as an activity identifier and to MRI protocol as delineated in EAN.UCC. This standard does not dictate or advocate the use of either of these identification protocols over the use of CAGE or NCAGE. Specific identification system implementation is dependant on the item(s) to be identified and requirements identified by the user of this standard.

6.4.4 ESDS symbol. The circular ESDS symbol has been deleted to remove any inference that continued use of this obsolete symbol in new actions was appropriate. However, when compatibility with existing systems and materiel currently using the circular ESDS symbol is deemed necessary, the user may so designate.

MIL-STD-130L

TABLE 1. Marking methods. 1/

(This table is given only as a guide and these methods are not mandatory.)

Marking Methods	Depth of Marking	Recommended Use
Metal Stamp	Variable, dependent on material	Metal or nonmetal parts that will not deform under the stamping pressure required. Also, the alteration of the surface roughness finish will not be detrimental to proper functioning
Dot peening		Metal or nonmetallic parts that may deform if metal stamped
Engraving		Sheet metal fabrication that will deform if metal stamped. Functional marking with colored filler
Electrical arc pencil		Sheet metal fabrication that will deform if metal stamped, irregular surface
Embossing		Thin sheet metal, plastics on nonfunctional surfaces.
Cast or forged		Castings or forgings - characters raised or depressed depending on method of manufacture, unless otherwise specified on the drawing. Marking should be used on non-machined surfaces only.
Molded		Usually plastic or rubber parts, may be either raised or depressed, unless otherwise specified.
Electro-chemical etch (electrolytic process)		Characters normally depressed, but may be raised. Used on fine surface finishes without protective coating, also high hardness parts (RC 50 or higher).
Rubber stamp stencil		Fabrics, wood, plastics. On metal parts with protective finish (i.e., phosphate) cover with clear lacquer. Apply before oiling. Also temporary marking; work in progress.
Decalcomania		Instructional plates, part identification, when other methods are not available, temporary marking, protect with clear lacquer. Apply before oiling.
Metal or plastic tags		When other methods are not available.
Laser engraving	Variable, dependent on material <u>2/</u>	Very good resolution of alpha numeric and machine-readable marking (<u>1/</u>) symbology. Character height and width range from .007 to 4.0 inches.

1/ For bar code application, see ANSI/AIM BC1.

2/ Marking can be controlled by energy input so as to mark a .002-inch (50 microns) plating without penetration to the base metal or to make .003 to .005 inch (76 to 127 microns) deep marks on polymers.

MIL-STD-130L

TABLE 2. Criteria in selection of marking methods.
 (This table is given only as a guide and these methods are not mandatory.)

Protective finish	Surface roughness in inches (metric)	Marking method	Remarks
No protective finish or a coating of light oil applied after marking.	125 microinches (3.2 microns) or coarser	Cast, forged, molded	Specify "raised" or "depressed" only when necessary; used on non-machined surfaces.
		Metal stamp	On machined surfaces
	125 to 63 microinches (3.2 to 1.6 microns)	Molded, engraved metal stamp, electric arc pencil, dot peen	Specify "depressed", when marking a functional surface.
Phosphate, dry film, anodize, or plating	125 microinches (3.2 microns) or coarser	cast, forged, molded, metal stamped	Specify "depressed" when marking a functional surface, plus mark prior to application of finish.
		Laser engraved	As above; may be marked after anodizing or plating.
	125 to 63 microinches (3.2 to 1.6 microns)	Molded, engraved metal, stamp, electric arc pencil, dot peen	As above, plus mark prior to application of finish
		Laser engrave	On ground or sanded surfaces after anodize or plating.
	63 microinches (1.6 microns) or finer	Decalcomania	Apply over protective coating before oiling, cover with clear lacquer or equivalent
		Laser engrave	Specify depth of penetration, especially on plated surfaces.
All surfaces	Rubber stamp stencil	Apply over protective finish before oiling. Use ink in accordance with A-A-208, type I, or an equivalent type, cover with clear lacquer on nonporous surfaces.	
Paint	All surfaces	Rubber stamp, stencil, decalcomania	As above.
	125 microinches (3.2 microns) or coarser		Painted, machined surfaces.
	125 to 63 microinches (3.2 to 1.6 microns)		Painted, ground, or sanded surfaces
	63 microinches (1.6 microns) or finer		Do not penetrate dry film thickness.
Epoxy or urethane coating	All surfaces	Rubber stamp, stencil, marking machine, decalcomania, hand brush	For marking of printed wiring boards and assemblies. Epoxy base fungus resistant, non-conducting ink in accordance with A-A-56032 may be used

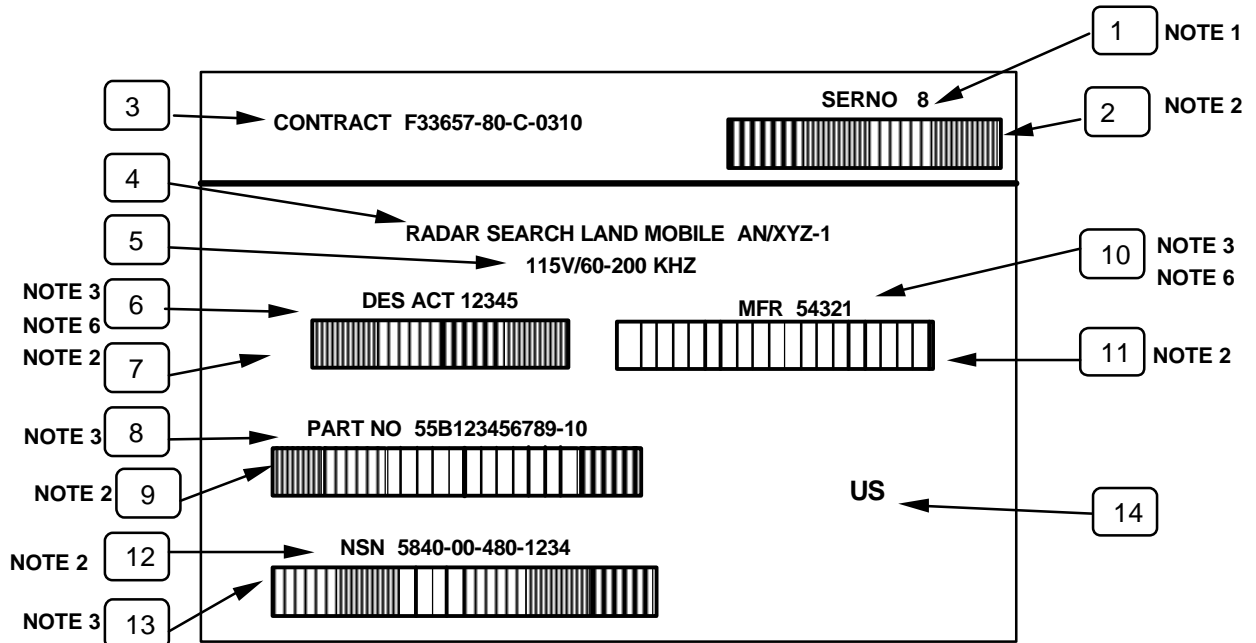
TABLE 3. Unique Identification (UID) Constructs. /1

	UID Construct #1	UID Construct #2
Based on current enterprise configurations	If items are serialized within the Enterprise:	If items are serialized within Part Number:
UID is derived by concatenating the data elements IN ORDER:	(Issuing Agency Code)* Enterprise ID Serial Number	(Issuing Agency Code)* Enterprise ID Original Part Number Serial Number
Data Elements on Assets Not Part of the UID (Separate Elements)	Current Part Number	Current Part Number
*The Issuing Agency Code (IAC) represents the registration authority that issued the enterprise identifier (i.e., Dun and Bradstreet, UCC.EAN). The IAC can be derived from the data qualifier for the enterprise identifier and does not need to be marked on the item.		

/1 In instances where the original part number changes with new configurations (also known as part number roll), the current part number may be included on the item as a separate data element for traceability purposes.

NOTE: This table is reproduced from *Department of Defense Guide to Uniquely Identifying Items*.

MIL-STD-130L



- | | |
|--|---|
| 1. Serial Number | 9. Bar coded PIN when NSN not available (see figure 7) |
| 2. Bar coded serial number (see figure 7) | 10. Manufacturer activity identifier (see 3.3) |
| 3. Acquisition Instrument identification no. | 11. Bar coded manufacturer activity identifier (see 3.3 and figure 7) |
| 4. Nomenclature (item name and type designation) | 12. NSN |
| 5. Special characteristics | 13. Bar coded NSN (see figure 7) |
| 6. Design activity identification (DAI) (see 3.3 and figure 7) | 14. Government ownership designation |
| 7. Bar coded DAI (see figure 7) | |
| 8. Part or Identifying Number (PIN) | |

NOTES:

1. This example is given only as a guide and should not be considered a mandatory format. For this example, bar coding is used as the Machine-Readable Information (MRI) marking.
2. Bar code density is 6.5 to 9.4 characters per inch, height is .125-inch minimum.
3. Items 1, 6, 8, 10 and 12 are used for Human-Readable Information (HRI) purposes for the associated bar code or MRI marking.
4. Additional information as applicable may be integrated into the identification plate or may be applied.
5. Permanent information including bar coding or other MRI marking may be included on a plate separate from the variable information plate.
6. Activity identifier and design activity identification (DAI) examples are CAGE Code. Other identifier information such as D-U-N-S will require a longer number.

NOTE: For purposes of illustration, linear bar coding is used as the example of MRI marking. Data matrix protocol may also be used.

FIGURE 1. Example of identification plate

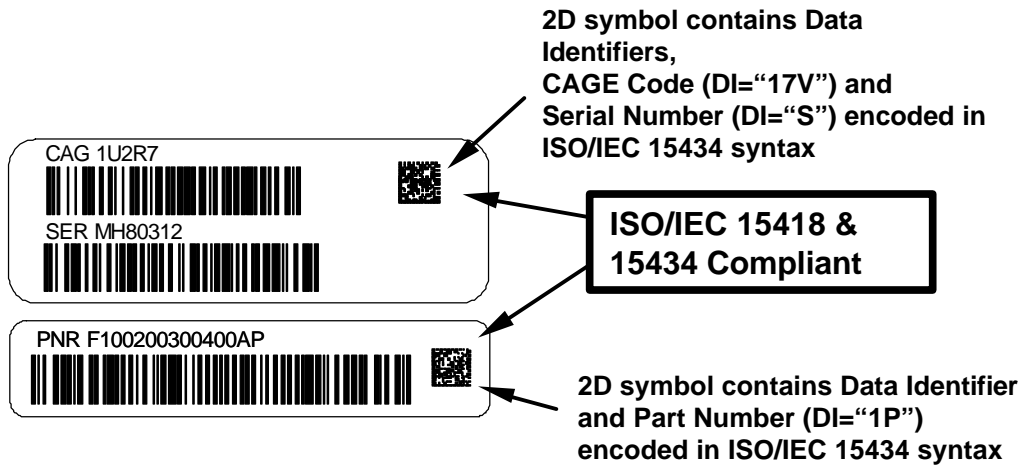


FIGURE 2.a Example of Label with Linear and Data Matrix Using Construct #1 for New Item

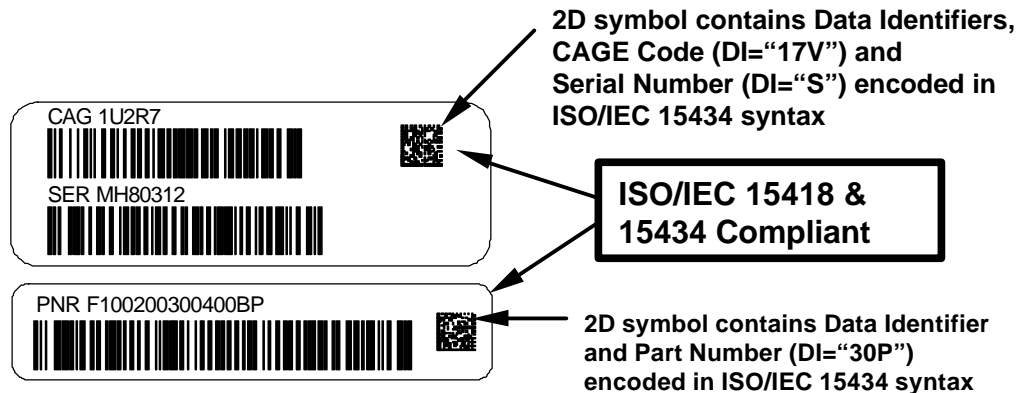


FIGURE 2.b Example of Label with Linear and Data Matrix Using Construct #1 for Modified Item

Note: Construct #1: The item UID is established by the manufacturer’s identification and a serial number unique for that manufacturer and is provided in the permanent upper label. The bottom label portion initially includes the original part number. The bottom label is replaced with a label containing the current part number when modification to the item requires a new part number be established.

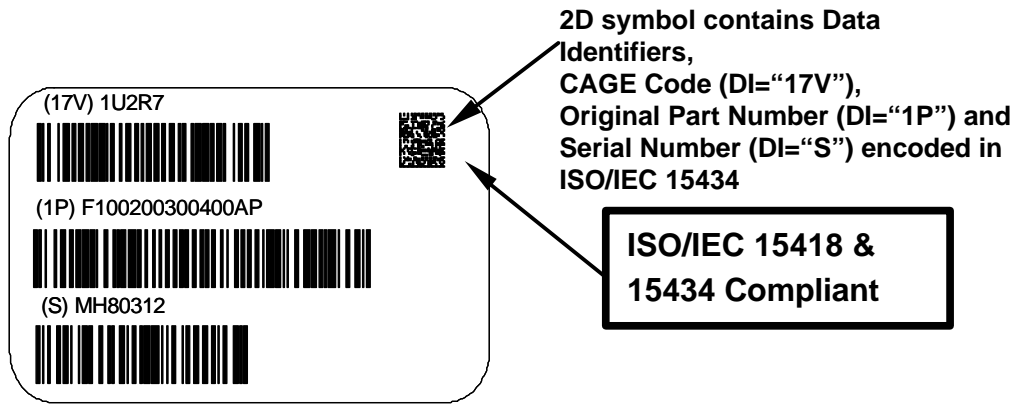


FIGURE 2.c Example of Label with Linear and Data Matrix Using Construct #2 for New Item

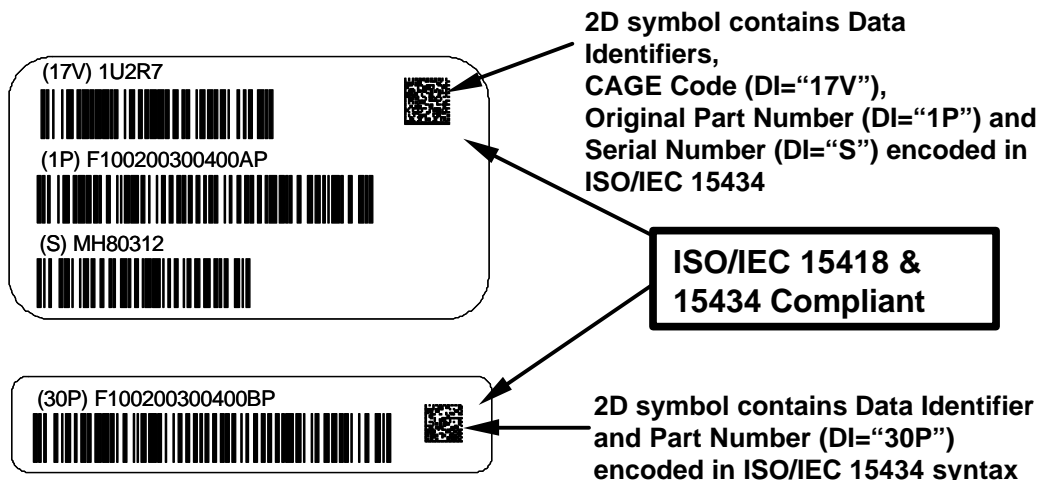


FIGURE 2.d Example of Label with Linear and Data Matrix Using Construct #2 for Modified Item

Note: Construct #2: The item UID is established by the manufacturer’s identification, product part number and a serial number unique within that part number. All three data elements are included on a single permanent label. When modification of the item requires a new part number, an additional bottom label containing the new part number is affixed. This lower label will be replaced each time the part number is changed.

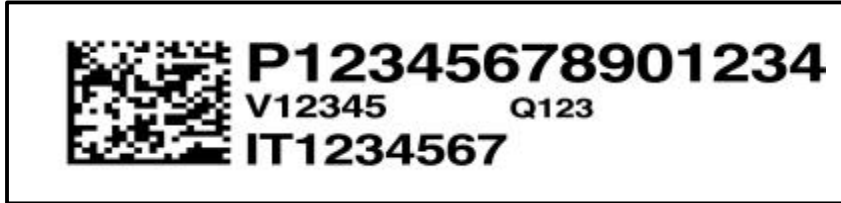


FIGURE 3. Example of AIAG B-4 Label




FIGURE 4. Example of EIA Label




FIGURE 5. Example of EAN.UCC Label

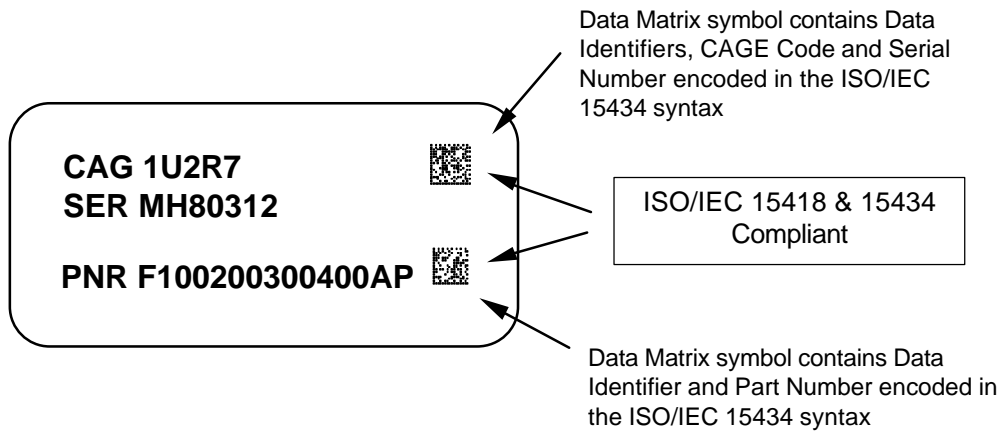
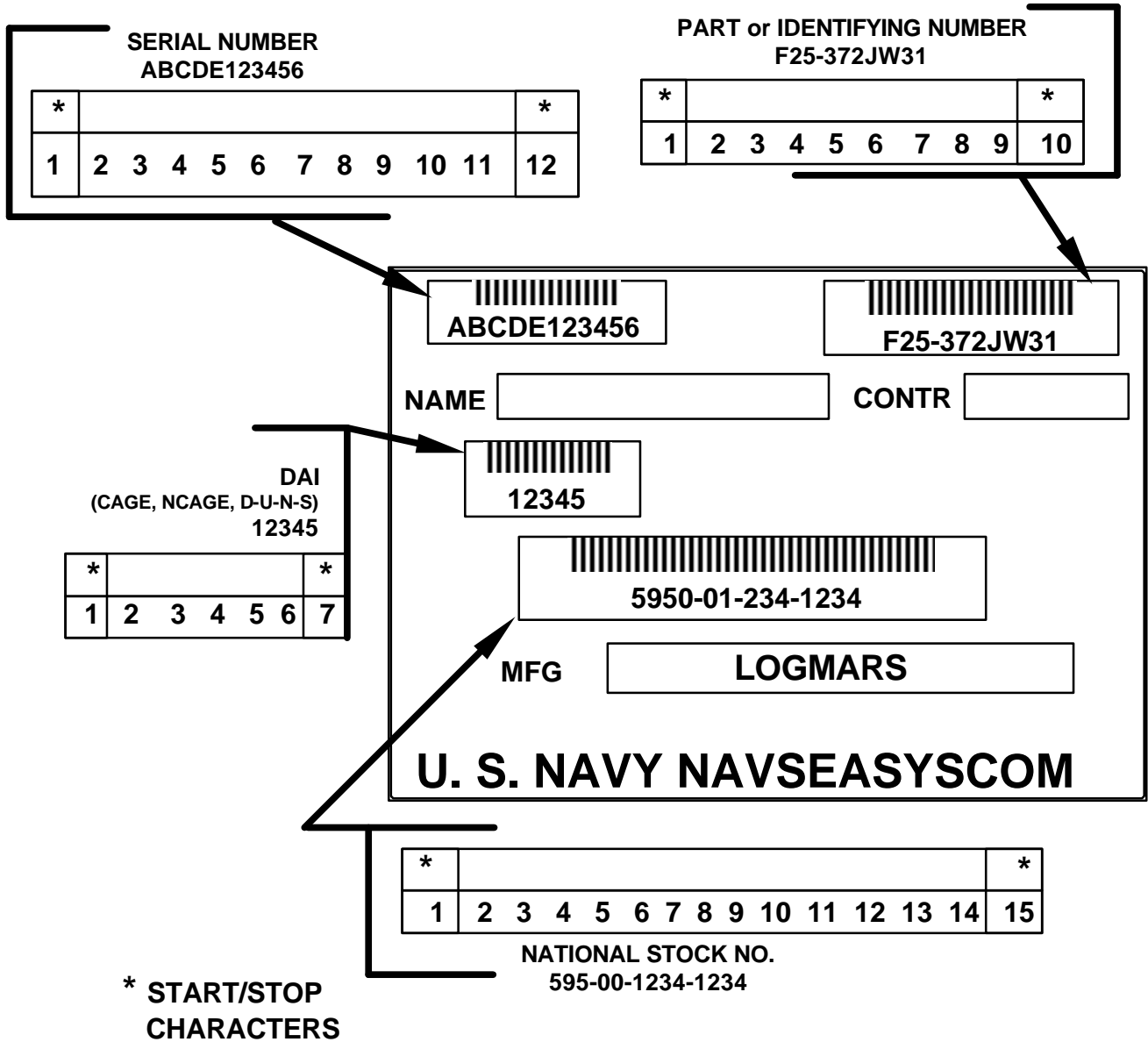


FIGURE 6 Example of Label with Data Matrix and Human Readable Translation Using Text Element Identifiers



NOTE: For purposes of illustration, linear bar coding is used as the example of MRI marking. Data matrix protocol may also be used.

FIGURE 7. Example of MRI marking for identification plate.

WARRANTED ITEM
THIS ITEM IS UNDER WARRANTY
UNTIL _____ (NOTE 1) _____

NOTE 3

WARRANTED ITEM
THIS ITEM IS UNDER WARRANTY
UNTIL _____ (NOTE 2) _____
HAS BEEN COMPLETED

NOTE 3

- Note 1** - Indicate expiration date
- Note 2** - Indicate condition of use (i.e., hours of operation, time since manufacture)
- Note 3** - These examples are provided as a guide only and should not be considered mandatory.

FIGURE 8. Examples of warranty markings.

(Symbol)



(LABEL)

**CAUTION
CONTAINS PARTS AND ASSEMBLIES
SUSCEPTIBLE TO DAMAGE BY
ELECTROSTATIC DISCHARGE (ESD)**

FIGURE 9 Electrostatic Discharge (ESD) sensitive identification

CONCLUDING MATERIAL

Custodians:

Army - AR
Navy - AS
Air Force - 16
DLA - DH

Preparing Activity:

Air Force - 16
(Project SESS-0030)

Review Activities:

Army - AT, AV, CR, CR4, EA, MI, SM
Navy - MC, OS, SH, TD, YD
Air Force - 11
DLA - CC, DP, GS, IS

NOTE: The activities listed above were interested in this document as of the date of this document. Since organizations and responsibilities can change, you should verify the currency of the information above using the ASSIST Online database at www.dodssp.daps.mil.